

A dark, grayscale world map is visible in the background, centered on the Atlantic Ocean. The map shows the outlines of continents and countries.

▲ Now 2.0

Vou lhes apresentar um novo conceito para serverless, **agora!**

Fernando Tenório



@doTenorio

Mandic Cloud



```
▲ ~/my-app $ █
```



```
{  
  "version": 2,  
  "alias": ["my-domain.com", "www.my-domain.com"]  
  "builds": [  
    { "src": "www/package.json", "use": "@now/next" },  
    { "src": "api/go/*.go", "use": "@now/go" },  
    { "src": "api/python/*.py", "use": "@now/python" },  
    { "src": "api/php/*.php", "use": "@now/php" },  
    { "src": "api/node/*.js", "use": "@now/node" }  
  ],  
  "routes": [  
    { "src": "/api/(.*)", "dest": "/api/$1" },  
    { "src": "/(.*)", "dest": "/www/$1" }  
  ]  
}
```

A dark, grayscale world map is the background of the slide. The word "Fácil" is centered in a white, sans-serif font.

Fácil







Ilimitado



A dark, grayscale world map is visible in the background, showing the outlines of continents and oceans.

project-kiuvnffigo.now.sh





project.now.sh



project.com



Esqueça os deploys antigos..



Tempo Real

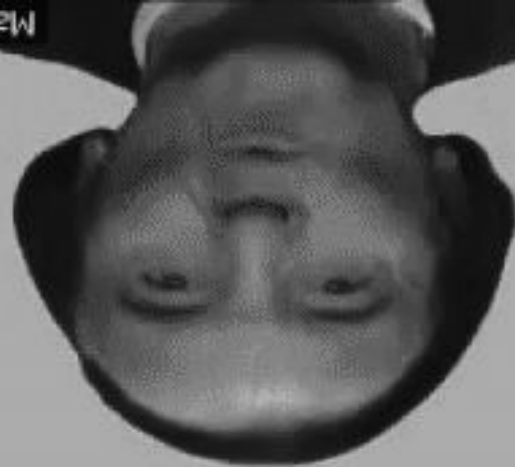
10100110100100010101001110101011001010011010100100110111010011000010
11100101011010011010010001010100111010101100101001101010010011011101
00110000101110010101101001101001000101010011101010110010100110101001
00110111010010100110100100010101001110101011001010011010100100110111
01001100001011100101011010011010010001010100111010101100101001101010
01001101110100110000101110010101101001101001000101010011101010110010
10011010100100110111010101001101001000101010011101010110010100110101
001001101110100110000 101110010101101001101
01000101010011101 01011001010011010
10010011011101 0011000010111
00101011010 0110100 10001010100
11101010 11 00101001101 010 0 001101
110101 0100 11010010001 01010 011101
01011 0010100 1101010 0100110 11101
0011 000010111 001010110 1001
10100100010101001110101011001010011010100100110111010011000010111001
01011010011010010001010100111010101100101001101010010011011101010100
11010010001010100111010101100101001101010010011011101001100001011100
10101101001101001000101010011101010110010100110101001001101110100110
00010111001010110100110100100010101001110101011001010011010100100110
11101010100110100100010101001110101011001010011010100100110111010011
00001011100101011010011010010001010100111010101100101001101010010011
01110100110000101110010101101001101001000101010011101010110010100110
10100100110111010010100110100100010101001110101011001010011010100100
11011101001100001011100101011010011010010001010100111010101100101001
10101001001101110100110000101110010101101001101001000101010011101010
11001010011010100100110111010101001101001000101010011101010110010100
11010100100110111010011000010111001010110100110100100010101001110101
01100101001101010010011011101001100001011100101011010011010010001010

Você vê o progresso..

UAU!

“Na verdade, agora é tão rápido
que você nem consegue ver isso
em muitos casos”

MakeAGIF.com



MakeAGIF.com



À prova de futuro



HTTP/2



/_src



dotenorio

dotenorionowsh

oognxlmrjp

PUBLIC

Feedback...

Blog

Support

Docs

...



Overview

Source

assets

.nowignore

LICENSE

README.md

index.html

index.js

now.json

package.json

yarn.lock

```
1 <!DOCTYPE html>
2 <html>
3
4 <head>
5   <meta charset="utf-8" />
6   <meta http-equiv="X-UA-Compatible" content="IE=edge">
7   <title>dotenorio.com</title>
8   <meta name="viewport" content="width=device-width, initial-scale=1">
9   <link href="https://fonts.googleapis.com/css?family=Montserrat" rel="stylesheet"
10  <link rel="stylesheet" href="https://use.fontawesome.com/releases/v5.3.1/css/all.
11  <link rel="stylesheet" href="./assets/css/reset.css">
12  <link rel="stylesheet" href="./assets/css/styles.css">
13 </head>
14
15 <body>
16   <div class="top">
17     <img id="picture" src="" alt="picture">
18     <h1 id="name"></h1>
19     <p id="bio"></p>
20   </div>
```

Sim, todo o código está aí!

A dark, grayscale world map serves as the background for the slide. The map shows the outlines of continents and a grid of latitude and longitude lines. The text is centered over the map.

/_logs



dotenorio

react-gravatar-demo

5e0emrica

PRIVATE

Feedback...

Blog

Support

Docs

...



Overview

Source



STATUS

● READY

CDN

Enabled

DEPLOYMENT TIME ⓘ

43s

OPEN DEPLOYMENT



URL

react-gravatar-demo-5e0emrica.now.sh

ALIASES

react-gravatar-demo.dotenorio1.now.sh react-gravatar-demo-git-master.dotenorio1.now.sh

GITHUB COMMIT

a352735 — Merge pull request #1 from dot...

CREATOR



Fernando Migliorini T...

BRANCH

master

REPOSITORY

github.com/dotenorio/react-gravatar-demo

Filter Logs by Path



Buildtime

Runtime



Overview

@doTenorio

Overview Source

Filter Logs by Path

Buildtime

Runtime

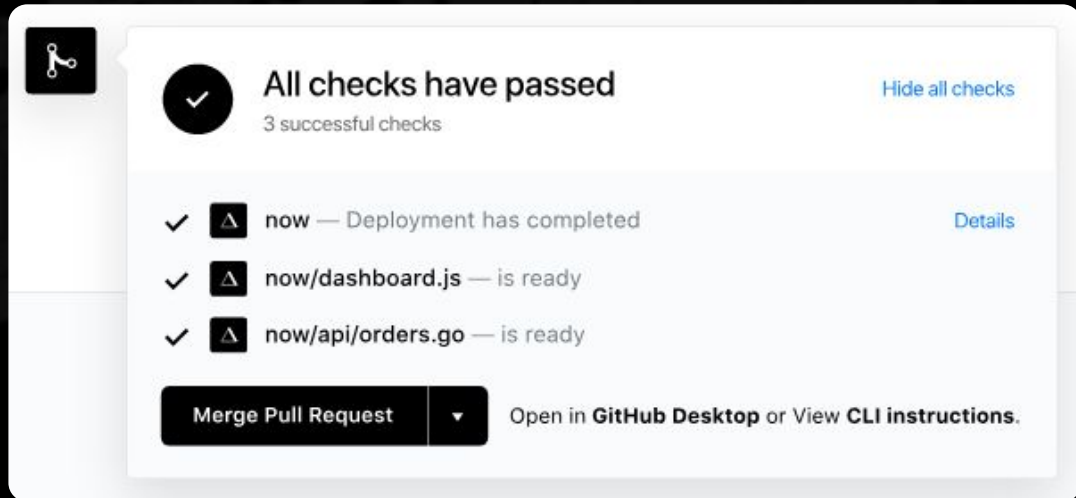
```
Jul 15 2019 08:35:19:568 ...status.js START RequestId: c0908bea-3ac3-419e-bcab-85d54aaef01e Version: $LATEST  
END RequestId: c0908bea-3ac3-419e-bcab-85d54aaef01e  
REPORT RequestId: c0908bea-3ac3-419e-bcab-85d54aaef01e  
Duration: 25.95 ms Billed Duration: 100 ms Memory Size: 3008 MB Max Memory Used: 63 MB
```

Logs







E muito mais!


Integração com o GitHub



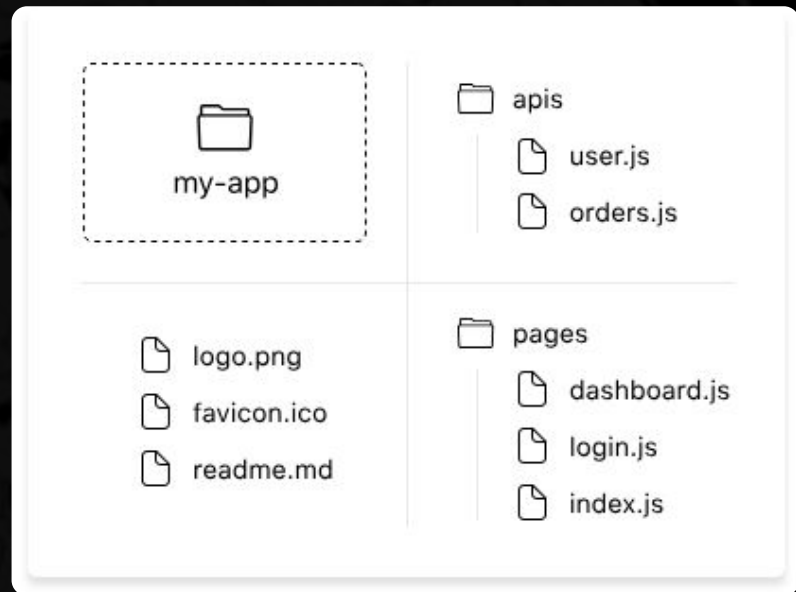
The screenshot shows a GitHub Actions status bar with a green checkmark icon and the text "All checks have passed" and "3 successful checks". Below this, there are three checkmarks, each with a small triangle icon, indicating successful checks: "now — Deployment has completed", "now/dashboard.js — is ready", and "now/api/orders.go — is ready". At the bottom, there is a button labeled "Merge Pull Request" and a link that says "Open in GitHub Desktop or View CLI instructions."

 **All checks have passed** [Hide all checks](#)
3 successful checks

- ✓  now — Deployment has completed [Details](#)
- ✓  now/dashboard.js — is ready
- ✓  now/api/orders.go — is ready

Merge Pull Request  [Open in GitHub Desktop or View CLI instructions.](#)

All-in-one



Comprar
domínio por
linha de
comando...

A terminal window with a white border on a black background. At the top right, the text 'bash' is displayed. At the top left, there are three colored circles: red, yellow, and green. Below these, the prompt '\$' is followed by the text 'no' and a pink cursor block.

```
bash  
▲ $ no
```

Você gerencia seu DNS também por linha de comando...

```
$ now dns ls
> 4 Records found under dotenorio [2s]


dotenorio.com
```

| | id | name | type | value | created |
|--|------------------------------|------|-------|---------------------------|---------|
| | | | CAA | 0 issue "letsencrypt.org" | default |
| | | | ALIAS | alias.zeit.co. | default |
| | | * | CNAME | alias.zeit.co. | default |
| | rec_51799add25ce32d5d4dfb290 | blog | CNAME | dotenorio.github.io. | 28d ago |

E tem
servidores
no mundo
todo...

The screenshot shows the top navigation bar with links for Platform, Developers, Pricing, and Talk to Us. On the right, there are links for Blog, Support, Docs, and a user profile icon. Below the navigation, the text 'Smart CDN' is on the left, and 'Meet the Smartest CDN', 'Platform of choice', and 'New regions' are on the right. The main heading is 'ZEIT Now Smart CDN™' with the tagline 'Ship blazing fast sites, with zero configuration.' Below this are two buttons: 'START DEPLOYING' and 'LEARN MORE'. At the bottom, a world map displays several server locations marked with blue and black pins across North America, Europe, and Asia.

Platform ▾ Developers ▾ Pricing Talk to Us


Blog Support Docs ... 

Smart CDN Meet the Smartest CDN Platform of choice New regions

ZEIT Now Smart CDN™

Ship blazing fast sites, with zero configuration.

START DEPLOYING LEARN MORE





Quanto custa?

Requests

Requests of static assets or from the [CDN cache](#)

Third-Party Domains

Domains neither purchased, nor renewed via ZEIT

Bandwidth

Bandwidth in and out of your deployments

Serverless Invocations

1 build or 1 request is equivalent to 1 invocation

Serverless Execution

How long requests and builds take at a RAM size

Maximum Execution Time

How long your Lambdas can run per invocation

Logs

Lines logged by functions

Source Files and Backups

Storage used by deployments

Maximum File Size

How large your source files can be (per file)

Team Seats

Cost per seat when using teams

Free

∞

\$0 / Domain ∞

\$0 / GB 100 GB / mo

\$0 / Inv. 5,000 / day

\$0 / GB-s ∞

10 seconds

\$0 / Line 1,000 / day

\$0 / GB 100 GB

100 MB

\$0 / Seat ∞ Seats

FREE FOREVER

\$0.00 / mo

YOU ARE ON THIS PLAN

Unlimited

∞

\$0.99 / Domain ∞

\$0.1 / GB ∞

\$0.0000004 / Inv. ∞

\$0.000034 / GB-s ∞

5 minutes

\$0.00001 / Line ∞

\$0.046 / GB ∞

1 GB

5 seats for \$0 then \$25 / Seat


STARTING AT

\$0.99 / mo

UPGRADE

EU USO

:D



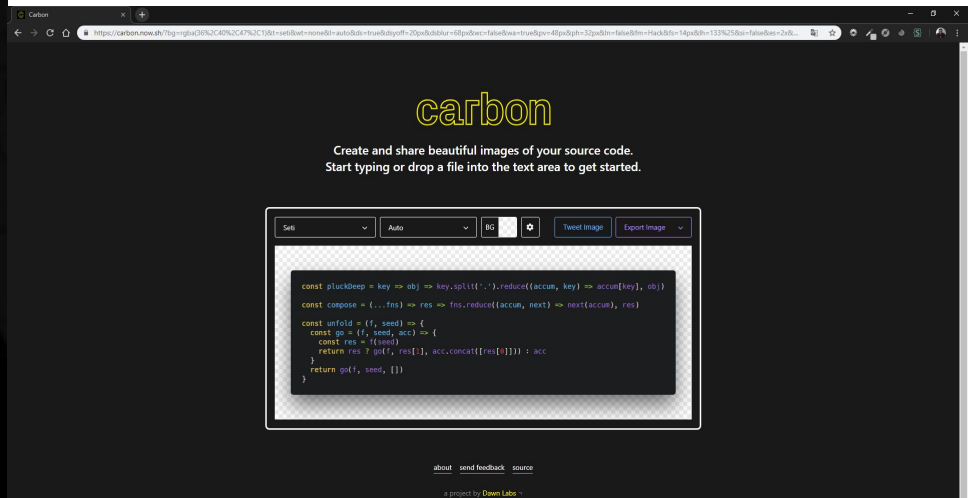
Fernando M Tenório | LinkedIn

Estou na área de TI há mais de 10 anos, sempre trabalhando com tecnologias web. No momento, atuo como engenheiro, procurando formas de tornar a empresa melhor.



Fernando M Tenório

Estou na área de TI há mais de 10 anos, sempre trabalhando com tecnologias web. No momento, atuo como engenheiro, procurando formas de tornar a empresa melhor.



Carbon

https://carbon.now.sh/...

carbon

Create and share beautiful images of your source code.
Start typing or drop a file into the text area to get started.

```
const pluckDeep = key => obj => key.split('.').reduce((accum, key) => accum[key], obj)
const compose = (...fns) => res => fns.reduce((accum, next) => next(accum), res)
const unfold = (f, seed) => {
  const go = (f, seed, acc) => {
    const res = f(seed)
    return res ? go(f, res[1], acc.concat([res[0]])) : acc
  }
  return go(f, seed, [])
}
```

[about](#) [send feedback](#) [source](#)

a project by [Dawn Labs](#)

A dark, grayscale world map serves as the background for the slide. The continents are visible in a slightly lighter shade than the surrounding oceans, creating a subtle grid-like pattern across the globe.

Como começar / Exemplos



github.com/zeit/now-examples




zeit.co/examples

Alguns exemplos disponíveis


- Apollo Server
- Django
- Express
- Gatsby
- Markdown
- Monorepo
- Next.js
- Next.js Static
- Node.js
- Nuxt Static
- PHP 7
- Python
- React
- Static
- Vuepress



Configuração Inicial



Monorepo



now dev

Obrigado!
Perguntas?

